



PITHAMPUR POLY PRODUCTS LIMITED

Admn. Office : Fairdeal Building,
2, A. B. Road, Geeta Bhawan Square,
INDOORE - 452 001. (M.P.) INDIA
Phone : ++91-(0) 731-4077277-78
Direct : ++91-(0) 731-2521744
Fax : ++91-(0) 731-4065840
E-mail : pppl@sancharnet.in

Date -20th July, 2011

To,

The Corporate Information Department
Bombay Stock Exchange Limited
Phiroze Jeejeebhoy Towers,
Dalal Street,
Mumbai- 400001

Sub- Shareholding Pattern

Dear Sir/Madam,


Please find enclosed Shareholding Pattern for the quarter ended on June, 2011.

You are requested to take the same on your records

Thanking you

For PITHAMPUR POLY PRODUCTS LIMITED

AUTHORIZED SIGNATORY



CC:

1. Madhya Pradesh Stock Exchange Limited
2. Ahmedabad Stock Exchange Limited
3. Madras Stock Exchange Limited




100% EOU

Regd. Off. & Works : Plot No. 115, Sector- III, Industrial Area, Pithampur Dist. Dhar (M.P.)
Ph. : 0091-07292-403234, 407875, 256432 Fax : 4041013



ISO : 9001-2000

Introductory sub-table (I)(a)			
Name of the Company: Pithampur Poly Product Limited			
Scrip Code, Name of the scrip, class of security: 530683			
Quarter ended: June 2011			
Partly paid-up shares:-	No. of partly paid-up shares	As a % of total no. of partly paid-up shares	As a % of total no. of shares of the company
Held by promoter/promoter group	0	0	0
Held by public	0	0	0
Total - D	0	0	0
Outstanding convertible securities:-	No. of outstanding securities	As a % of total no. of outstanding convertible securities	As a % of total no. of shares of the company, assuming full conversion of the convertible securities
Held by promoter/promoter group	0	0	0
Held by public	0	0	0
Total - E	0	0	0
Warrants:-	No. of warrants	As a % of total no. of warrants	As a % of total no. of shares of the company, assuming full conversion of warrants
Held by promoter/promoter group	0	0	0
Held by public	0	0	0
Total - F	0	0	0
Total paid-up capital of the company, assuming full conversion of warrants and convertible securities (Grand Total (A+B+C)+ D+E+F)	0	0	0



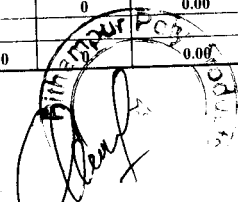
**Statement Showing Shareholding Pattern
PITHAMPUR POLY PRODUCTS LIMITED**

Scrp Code : 530683

Quarter Ended :

30.06.2011

Category code	Category of Shareholder	Number of Shareholders	Total number of shares	Number of shares held in dematerialized form	Total shareholding as a percentage of total number of shares		Shares Pledged or otherwise encumbered	
					As a percentage of(A+B) ¹	As a percentage of (A+B+C)	Number of shares	As a percentage
(A)	Shareholding of Promoter and Promoter Group²							
1	Indian							
(a)	Individuals/ Hindu Undivided Family	7	1,614,300	0	33.12	33.12	0	0.00
(b)	Central Government/ State Government(s)	0	0	0	0.00	0.00	0	0.00
(c)	Bodies Corporate	2	879,200	0	18.04	18.04	0	0.00
(d)	Financial Institutions/ Banks	0	0	0	0.00	0.00	0	0.00
(e)	Any Others(Specify)	0	0	0	0.00	0.00	0	0.00
(e-i)								
(e-ii)								
	Sub Total(A)(1)	9	2,493,500	0	51.16	51.16	0	0.00
2	Foreign							
a	Individuals (Non-Residents Individuals/ Foreign Individuals)	0	0	0	0.00	0.00	0	0.00
b	Bodies Corporate	0	0	0	0.00	0.00	0	0.00
c	Institutions	0	0	0	0.00	0.00	0	0.00
d	Any Others(Specify)	0	0	0	0.00	0.00	0	0.00
d-i								
d-ii								
	Sub Total(A)(2)	0	0	0	0.00	0.00	0	0.00
	Total Shareholding of Promoter and Promoter Group (A)= (A)(1)+(A)(2)	9	2,493,500	0	51.16	51.16	0	0.00
(B)	Public shareholding							
1	Institutions							
(a)	Mutual Funds/ UTI	0	0	0	0.00	0.00	0	0.00
(b)	Financial Institutions / Banks	0	0	0	0.00	0.00	0	0.00
(c)	Central Government/ State Government(s)	0	0	0	0.00	0.00	0	0.00
(d)	Venture Capital Funds	0	0	0	0.00	0.00	0	0.00
(e)	Insurance Companies	0	0	0	0.00	0.00	0	0.00
(f)	Foreign Institutional Investors	0	0	0	0.00	0.00	0	0.00
(g)	Foreign Venture Capital Investors	0	0	0	0.00	0.00	0	0.00
(h)	Any Other (specify)	0	0	0	0.00	0.00	0	0.00
(h-i)								
(h-ii)								
	Sub-Total (B)(1)	0	0	0	0.00	0.00	0	0.00
B 2	Non-Institutions							
(a)	Bodies Corporate	5	250,400	0	5.14	5.14	0	0.00
(b)	Individuals							
I	Individuals -i. Individual shareholders holding nominal share capital up to Rs 1 lakh	726	966,400	40,000	19.83	19.83	0	0.00
II	ii. Individual shareholders holding nominal share capital in excess of	40	525,400	0	10.78	10.78	0	0.00
(c)	Any Other (specify)							
(c-i)	N.R.I. (Repat & Non Repat.)	6	638300	0	13.10	13.10	0	0.00
	Sub-Total (B)(2)	777	2,380,500	40,000	48.84	48.84	0	0.00
(B)	Total Public Shareholding (B)= (B)(1)+(B)(2)	777	2,380,500	40,000	48.84	48.84	0	0.00
	TOTAL (A)+(B)	786	4,874,000	40,000	100.00	100.00	0	0.00
(C)	Shares held by Custodians and against which Depository Receipts have been issued							
		0	0	0	0.00	0.00	0	0.00
	GRAND TOTAL (A)+(B)+(C)	786	4,874,000	40000	100.00	100.00	0	0.00



Sr.No	Notes
1	(I)(a) Statement showing Shareholding Pattern
2	(I)(b) Statement showing shareholding of persons belonging to the category "Promoter and Promoter Group"
3	(I)(c) Statement showing shareholding of persons belonging to the category "Public" and holding more than 1% of the total number of shares
4	(I)(d) Statement showing details of locked-in shares
5	(II)(a) Statement showing details of Depository Receipts (DRs)
6	(II)(b) Statement showing holding of Depository Receipts (DRs), where underlying shares are in excess of 1% of the total number of shares



(I)(b) Statement showing Shareholding of persons belonging to the category "Promoter and Promoter Group"

Sr. No.	Name of the shareholder	Total shares held		Shares pledged or otherwise encumbered		
		Number of shares	As a % of grand total (A) + (B) + (C)	Number	As a percentage	As a % of grand total (A)+(B)+(C) of
				0	0.00	0.00
1	R. K. Tekriwal	68,100	1.40	0	0.00	0.00
2	Meera Tekriwal	58,200	1.19	0	0.00	0.00
3	Gaurav Tekriwal	58,500	1.20	0	0.00	0.00
4	Pithampur Invest. & Fin. Limited	550,700	11.30	0	0.00	0.00
5	Vistar Finvst & Leasinf Limited	328,500	6.74	0	0.00	0.00
6	Kamlakar Lakhotia	680,000	13.95	0	0.00	0.00
7	Ashish Shekhar	575,800	11.81	0	0.00	0.00
8	Mohd. Iqbal	116,100	2.38	0	0.00	0.00
TOTAL		2,435,900	49.98	0	0.00	0.00

(I)(c) Statement showing Shareholding of persons belonging to the category "Public" and holding more than 1% of the total number of shares

Sr. No.	Name of the shareholder	Number of shares	Shares as a percentage of total number of shares {i.e., Grand Total (A)+(B)+(C) indicated in Statement at para (I)(a) above}
1	North American Investment Ltd.	250,000	5.13
2	Ispat Finance Limited	143,200	2.94
3	Jamno Perumal Kalwanz	50,000	1.03
4	Peekey Holdings Limited	50,000	1.03
5	Vista Finvest & Leasing Pvt. Ltd.	49,000	1.01
TOTAL		542,200	11.12



(I)(d) Statement showing details of locked-in shares

Sr. No.	Name of the shareholder	Number of locked-in shares	Locked-in shares as a percentage of total number of shares {i.e., Grand Total (A)+(B)+(C) indicated in Statement at para (I)(a) above}
1	NIL		
TOTAL		NIL	NIL

(II)(a) Statement showing details of Depository Receipts (DRs)

Sr. No.	Type of outstanding DR (ADRs, GDRs, SDRs, etc.)	Number of outstanding DRs	Number of shares underlying outstanding DRs	Shares underlying outstanding DRs as a percentage of total number of shares {i.e., Grand Total (A)+(B)+(C) indicated in Statement at para (I)(a) above}
1	NIL			
TOTAL		NIL	NIL	NIL

(II)(b) Statement showing Holding of Depository Receipts (DRs), where underlying shares are in excess of 1% of the total number of shares

Sr. No.	Name of the DR Holder	Type of outstanding DR (ADRs, GDRs, SDRs, etc.)	Number of shares underlying outstanding DRs	Shares underlying outstanding DRs as a percentage of total number of shares {i.e., Grand Total (A)+(B)+(C) indicated in Statement at para (I)(a) above}
1	NIL			
TOTAL		NIL	NIL	NIL

