

Date: 17/10/2016



PITHAMPUR POLY PRODUCTS LIMITED

To,

Bombay Stock Exchange Limited,
P.J. Towers, Dalai Street,
Kala Ghoda, Fort,
Mumbai -400001 (MH)

Admn. Office : 507, "B" Block, 5th Floor,
Corporate House, R.N.T. Marg,
Indore - 452001 (M.P.) INDIA
Phone : +91-(0)731-4077277-78
Fax : +91(0)731 - 4065840
E-mail : pppl@sancharnet.in
info@ppplonline.com
CIN : L25202MP1994PLC008513

Subject: Shareholding Pattern for quarter ended 30thSeptember2016 under Regulation 31(1) (b) of SEBI (LODR) Regulations, 2015

Script Code: 530683

Dear Sir,

Pursuant to Regulation 31(1) (b) of SEBI (LODR) Regulations, 2015, please find enclosed herewith Shareholding Pattern for quarter ended 30thSeptember2016.


This is for your information and records.

Thanking you.

Yours Faithfully

For Pithampur Poly Products Limited

Compliance Officer



Encl : a/a




Regd. Office & Works : Plot No. 115, Sector - III, Industrial Area, Pithampur - Dist. Dhar (M.P.)
Ph.:0091- 07292-403234, 407875, 256432, Fax : 401013



ISO : 9001-2000

General information about company	
Scrp code	530683
Name of the company	pithampur poly prodcuts limited
Whether company is SME	No
Class of Security	Equity Shares
Type of report	Quarterly
Quarter Ended / Half year ended/Date of Report (For Prelisting / Allotment)	30-09-2016
Date of allotment / extinguishment (in case Capital Restrucnring selected) / Listing Date	
Shareholding pattern filed under	Regulation 31 (1) (b)



Sr. No.	Particular	Yes/No
1	Whether the Listed Entity has issued any partly paid up shares?	No
2	Whether the Listed Entity has issued any Convertible Securities ?	No
3	Whether the Listed Entity has issued any Warrants ?	No
4	Whether the Listed Entity has any shares against which depository receipts are issued?	No
5	Whether the Listed Entity has any shares in locked-in?	No
6	Whether any shares held by promoters are pledge or otherwise encumbered?	No
7	Whether company has equity shares with differential voting rights?	No




Table I - Summary Statement holding of specified securities											
Category (I)	Category of shareholder (II)	Nos. Of shareholders (III)	No. of fully paid up equity shares held (IV)	No. Of Partly paid-up equity shares held (V)	No. Of shares underlying Depository Receipts (VI)	Total nos. shares held (VII) = (IV)+ (V)+ (VI)	Shareholding as a % of total no. of shares (calculated as per SCRR, 1957) (VIII) As a % of (A+B+C2)	Number of Voting Rights held in each class of securities (IX)			Total as a % of (A+B+C)
								No of Voting (XIV) Rights			
								Class eg: X	Class eg:y	Total	
(A)	Promoter & Promoter Group	17	2493500			2493500	51.16	2493500		2493500	51.16
(B)	Public	1526	2380500			2380500	48.84	2380500		2380500	48.84
(C)	Non Promoter-Non Public										
(C1)	Shares underlying DRs										
(C2)	Shares held by Employee Trusts										
	Total	1543	4874000			4874000	100	4874000		4874000	100




Table I - Summary Statement holding of specified securities										
Category (I)	Category of shareholder (II)	No. Of Shares Underlying Outstanding convertible securities (X)	No. of Shares Underlying Outstanding Warrants (Xi)	No. Of Shares Underlying Outstanding convertible securities and No. Of Warrants (Xi) (a)	Shareholding , as a % assuming full conversion of convertible securities (as a percentage of diluted share capital) (XI)= (VII)-(X) As a % of (A+B+C2)	Number of Locked in shares (XII)		Number of Shares pledged or otherwise encumbered (XIII)		Number of equity shares held in dematerialized form (XIV)
						No. (a)	As a % of total Shares held (b)	No. (a)	As a % of total Shares held (b)	
(A)	Promoter & Promoter Group				51.16					0
(B)	Public				48.84					165200
(C)	Non Promoter-Non Public									
(C1)	Shares underlying DRs									
(C2)	Shares held by Employee Trusts									
	Total				100					165200


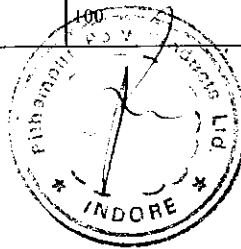



Table II - Statement showing shareholding pattern of the Promoter and Promoter Group											
Sr.	Category & Name of the Shareholders (I)	Nos. Of shareholders (III)	No. of fully paid up equity shares held (IV)	No. Of Partly paid-up equity shares held (V)	No. Of shares underlying Depository Receipts (VI)	Total nos. shares held (VII) = (IV)+(V)+(VI)	Shareholding as a % of total no. of shares (calculated as per SCRR, 1957) (VIII) As a % of (A+B+C2)	Number of Voting Rights held in each class of securities (IX)			Total as a % of Total Voting rights
								No of Voting (XIV) Rights			
								Class eg: X	Class eg: y	Total	
A	Table II - Statement showing shareholding pattern of the Promoter and Promoter Group										
(1)	Indian										
(a)	Individuals/Hindu undivided Family	12	1805200			1805200	37.04	1805200		1805200	37.04
(d)	Any Other (specify)	5	688300			688300	14.12	688300		688300	14.12
Sub-Total (A)(1)		17	2493500			2493500	51.16	2493500		2493500	51.16
(2)	Foreign										
Total Shareholding of Promoter and Promoter Group (A)= (A)(1)+(A)(2)		17	2493500			2493500	51.16	2493500		2493500	51.16
B	Table III - Statement showing shareholding pattern of the Public shareholder										
(1)	Institutions										
(3)	Non-institutions										
(a(i))	Individuals - i. Individual shareholders holding nominal share capital up to Rs. 2 lakhs.	1469	1666000			1666000	34.18	1666000		1666000	34.18
(a(ii))	Individuals - ii. Individual shareholders holding nominal share capital in excess of Rs. 2 lakhs.	4	236300			236300	4.85	236300		236300	4.85
(c)	Any Other (specify)	53	478200			478200	9.81	478200		478200	9.81
Sub-Total (B)(3)		1526	2380500			2380500	48.84	2380500		2380500	48.84
Total Public Shareholding (B)=(B)(1)+(B)(2)+(B)(3)		1526	2380500			2380500	48.84	2380500		2380500	48.84
C	Table IV - Statement showing shareholding pattern of the Non Promoter- Non Public shareholder										
Total (A+B-C2)		1543	4874000			4874000	100	4874000		4874000	100
Total (A+B+C)		1543	4874000			4874000	100	4874000		4874000	100




Table II - Statement showing shareholding pattern of the Promoter and Promoter Group									
Sr.	No. Of Shares Underlying Outstanding convertible securities (X)	No. of Shares Underlying Outstanding Warrants (Xi)	No. Of Shares Underlying Outstanding convertible securities and No. Of Warrants (Xi) (a)	Shareholding , as a % assuming full conversion of convertible securities (as a percentage of diluted share capital) (XI)= (VII)+(X) As a % of (A+B+C2)	Number of Locked in shares (XII)		Number of Shares pledged or otherwise encumbered (XIII)		Number of equity shares held in dematerialized form (XIV)
					No. (a)	As a % of total Shares held (b)	No. (a)	As a % of total Shares held (b)	
A	Table II - Statement showing shareholding pattern of the Promoter and Promoter Group								
(1)	Indian								
(a)				37.04					0
(d)				14.12					0
Sub-Total (A) (1)				51.16					0
(2)	Foreign								
Total Shareholding of Promoter and Promoter Group (A)= (A)(1)+(A)(2)				51.16					0
B	Table III - Statement showing shareholding pattern of the Public shareholder								
(1)	Institutions								
(3)	Non-institutions								
(a(i))				34.18					161700
(a(ii))				4.85					0
(c)				9.81					3500
Sub-Total (B) (3)				48.84					165200
Total Public Shareholding (B)=(B)(1)+(B)(2)+(B)(3)				48.84					165200
C	Table IV - Statement showing shareholding pattern of the Non Promoter- Non Public shareholder								
Total (A-B+C2)				100					165200
Total (A+B+C)				100					165200




Individuals/Hindu undivided Family							
Serial No.	1	2	3	4	5	6	7
Name of the Shareholders (I)	MOHD IQBAL	ASHISH SHEKHAR	ASHISH SHEKHAR	ASHISH SHEKHAR	K S LAKHOTIYA	RAJENDRA KUMAR TEKRIWAL	MEERA TEKRIWAL
PAN (II)	ZZZZZ9999Z	ZZZZZ9999Z	ZZZZZ9999Z	ZZZZZ9999Z	ZZZZZ9999Z	ADCPT6940K	ACPPT1546B
No. of fully paid up equity shares held (IV)	116100	2000	238007	20000	323500	68100	58200
No. Of Partly paid-up equity shares held (V)							
No. Of shares underlying Depository Receipts (VI)							
Total nos. shares held (VII) (IV)+ (V)+ (VI)	116100	2000	238007	20000	323500	68100	58200
Shareholding as a % of total no. of shares (calculated as per SCRR, 1957) (VIII) As a % of (A+B-C2)	2.38	0.04	4.88	0.41	6.64	1.4	1.19
Number of Voting Rights held in each class of securities (IX)							
Class eg: X	116100	2000	238007	20000	323500	68100	58200
Class eg: y							
Total	116100	2000	238007	20000	323500	68100	58200
Total as a % of Total Voting rights	2.38	0.04	4.88	0.41	6.64	1.4	1.19
No. Of Shares Underlying Outstanding convertible securities (X)							
No. of Shares Underlying Outstanding Warrants (Xi)							
No. Of Shares Underlying Outstanding convertible securities and No. Of Warrants (Xi) (a)							
Shareholding , as a % assuming full conversion of convertible securities (as a percentage of diluted share capital)-(XI) (VII)+(Xi)(a) As a % of (A+B-C2)	2.38	0.04	4.88	0.41	6.64	1.4	1.19
Number of Locked in shares (XII)							
No. (a)							
As a % of total Shares held (b)							
Number of Shares pledged or otherwise encumbered (XIII)							
No. (a)							
As a % of total Shares held (b)							
Number of equity shares held in dematerialized form (XIV)	0	0	0	0			0



Reason for not providing PAN							
Reason for not providing PAN	Textual Information(1)	Textual Information(2)	Textual Information(3)	Textual Information(4)	Textual Information(5)		




Individuals/Hindu undivided Family						
Serial No	8	9	10	11	12	
Name of the Shareholders (I)	SUCHITA TEKRIWAL	GAURAV TEKRIWAL	GAURAV TEKRIWAL	DIVYA TEKRIWAL	SUCHITA AGRAWAL	Click here to go back
PAN (II)	ZZZZZ9999Z	ACPPT1628Q	ZZZZZ9999Z	ADBPT9510C	ZZZZZ9999Z	Total
No. of fully paid up equity shares held (IV)	57600	58400	17500	471500	374293	1805200
No. Of Partly paid-up equity shares held (V)						
No. Of shares underlying Depository Receipts (VI)						
Total nos. shares held (VII) - (IV) - (V) - (VI)	57600	58400	17500	471500	374293	1805200
Shareholding as a % of total no. of shares (calculated as per SCRR, 1957) (VIII) As a % of (A+B-C2)	1.18	1.2	0.36	9.67	7.68	37.04
Number of Voting Rights held in each class of securities (IX)						
Class eg:X	57600	58400	17500	471500	374293	1805200
Class eg:y						
Total	57600	58400	17500	471500	374293	1805200
Total as a % of Total Voting rights	1.18	1.2	0.36	9.67	7.68	37.04
No. Of Shares Underlying Outstanding convertible securities (X)						
No. of Shares Underlying Outstanding Warrants (Xi)						
No. Of Shares Underlying Outstanding convertible securities and No. Of Warrants (Xi) (a)						
Shareholding , as a % assuming full conversion of convertible securities (as a percentage of diluted share capital) (XI)= (VII)+(Xi)(a) As a % of (A+B+C2)	1.18	1.2	0.36	9.67	7.68	37.04
Number of Locked in shares (XII)						
No. (a)						
As a % of total Shares held (b)						
Number of Shares pledged or otherwise encumbered (XIII)						
No. (a)						
As a % of total Shares held (b)						
Number of equity shares held in dematerialized form (XIV)	0	0	0	0	0	0
Reason for not providing PAN						




Reason for not providing PAN	Textual Information(6)		Textual Information(7)		Textual Information(8)	
------------------------------	------------------------	--	------------------------	--	------------------------	--



Text Block	
Textual Information(1)	PAN NOT AVILABLE
Textual Information(2)	PAN NOT AVILABLE
Textual Information(3)	PAN NOT AVILABLE
Textual Information(4)	PAN NOT AVILABLE
Textual Information(5)	PAN NOT AVILABLE
Textual Information(6)	PAN NOT AVILABLE
Textual Information(7)	PAN NOT AVILABLE
Textual Information(8)	PAN NOT AVILABLE



Any Other (specify)						
Serial No	1	2	3	4	5	
Category	Bodies Corporate	Bodies Corporate	Bodies Corporate	Bodies Corporate	Bodies Corporate	Click here to go back
Name of the Shareholders (I)	VISTAR FINVEST & LEASING LTD	PITHAMPUR INVESTMENT & FINANCE LTD	VISTAR FINVEST & LEASING LTD	PITHAMPUR INVESTMENT & FINANCE LTD	VISTA FINVEST & LEASING PVT LTD	
PAN (II)	ZZZZZ9999Z	ZZZZZ9999Z	ZZZZZ9999Z	ZZZZZ9999Z	ZZZZZ9999Z	Total
No. of the Shareholders (I)	1	1	1	1	1	5
No. of fully paid up equity shares held (IV)	279300	200000	49200	110700	49100	688300
No. Of Partly paid-up equity shares held (V)						
No. Of shares underlying Depository Receipts (VI)						
Total nos. shares held (VII) = (IV)+ (V)+ (VI)	279300	200000	49200	110700	49100	688300
Shareholding as a % of total no. of shares (calculated as per SCRR, 1957) (VIII) As a % of (A+B+C2)	5.73	4.1	1.01	2.27	1.01	14.12
Number of Voting Rights held in each class of securities (IX)						
Class eg: X	279300	200000	49200	110700	49100	688300
Class eg: y						
Total	279300	200000	49200	110700	49100	688300
Total as a % of Total Voting rights	5.73	4.1	1.01	2.27	1.01	14.12
No. Of Shares Underlying Outstanding convertible securities (X)						
No. of Shares Underlying Outstanding Warrants (Xi)						
No. Of Shares Underlying Outstanding convertible securities and No. Of Warrants (Xi) (a)						
Shareholding , as a % assuming full conversion of convertible securities (as a percentage of diluted share capital) (XI)= (VII)+(X) As a % of (A+B+C2)	5.73	4.1	1.01	2.27	1.01	14.12
Number of Locked in shares (XII)						
No. (a)						
As a % of total Shares held (b)						
Number of Shares pledged or otherwise encumbered (XIII)						
No. (a)						




As a % of total Shares held (b)						
Number of equity shares held in dematerialized form (XIV)	0	0	0	0	0	0
Reason for not providing PAN	11	12	13	14	15	



Text Block	
Textual Information(1)	PAN NOT AVILABLE
Textual Information(2)	PAN NOT AVILABLE
Textual Information(3)	PAN NOT AVILABLE
Textual Information(4)	PAN NOT AVILABLE
Textual Information(5)	PAN NOT AVILABLE




Individuals - ii. Individual shareholders holding nominal share capital in excess of Rs. 2 lakhs.		
Serial No.	1	
Name of the Shareholders (I)	SHIVRATAN LUHARUKA	Click here to go back
PAN (II)	ZZZZZ9999Z	Total
No. of fully paid up equity shares held (IV)	143200	143200
No. Of Partly paid-up equity shares held (V)		
No. Of shares underlying Depository Receipts (VI)		
Total nos. shares held (VII) = (IV)+ (V)+ (VI)	143200	143200
Shareholding as a % of total no. of shares (calculated as per SCRR, 1957) (VIII) As a % of (A+B+C2)	2.94	2.94
Number of Voting Rights held in each class of securities (IX)		
Class eg: X	143200	143200
Class eg: y		
Total	143200	143200
Total as a % of Total Voting rights	2.94	2.94
No. Of Shares Underlying Outstanding convertible securities (X)		
No. of Shares Underlying Outstanding Warrants (Xi)		
No. Of Shares Underlying Outstanding convertible securities and No. Of Warrants (Xi) (a)		
Shareholding , as a % assuming full conversion of convertible securities (as a percentage of diluted share capital) (XI)= (VII)+(X) As a % of (A+B+C2)	2.94	2.94
Number of Locked in shares (XII)		
No. (a)		
As a % of total Shares held (b)		
Number of equity shares held in dematerialized form (XIV)	0	0
Reason for not providing PAN		
Reason for not providing PAN	Textual Information(1)	



Text Block	
Textual Information(1)	pan not avilable



Any Other (specify)				
Serial No.	1	2	3	
Category	Foreign Individuals	Bodies Corporate	Bodies Corporate	
Category / More than 1 percentage	More than 1 percentage of shareholding	More than 1 percentage of shareholding	More than 1 percentage of shareholding	
Name of the Shareholders (I)	JAMNO PERUMAL KALWANZ	PEEKAY HOLDINGS LTD	NORTH AMERICAN INVESTMENTS LTD	Click here to go back
PAN (II)	ZZZZZ9999Z	ZZZZZ9999Z	ZZZZZ9999Z	Total
No. of the Shareholders (i)	1	1	1	0
No. of fully paid up equity shares held (IV)	50000	50000	200000	0
No. Of Partly paid-up equity shares held (V)				
No. Of shares underlying Depository Receipts (VI)				
Total nos. shares held (VII) = (IV)+ (V)+ (VI)	50000	50000	200000	0
Shareholding as a % of total no. of shares (calculated as per SCRR, 1957) (VIII) As a % of (A+B+C2)	1.03	1.03	4.1	0
Number of Voting Rights held in each class of securities (IX)				
Class eg: X	50000	50000	200000	0
Class eg:y				
Total	50000	50000	200000	0
Total as a % of Total Voting rights	1.03	1.03	4.1	0
No. Of Shares Underlying Outstanding convertible securities (X)				
No. of Shares Underlying Outstanding Warrants (Xi)				
No. Of Shares Underlying Outstanding convertible securities and No. Of Warrants (Xi) (a)				
Shareholding , as a % assuming full conversion of convertible securities (as a percentage of diluted share capital) (XI)= (VII)+(X) As a % of (A+B+C2)	1.03	1.03	4.1	0
Number of Locked in shares (XII)				
No. (a)				
As a % of total Shares held (b)				
Number of equity shares held in dematerialized form (XIV)	0	0	0	0



Reason for not providing PAN				
Reason for not providing PAN	Textual Information(1)	Textual Information(2)	Textual Information(3)	



Text Block	
Textual Information(1)	PAN NOT AVILABLE
Textual Information(2)	PAN NOT AVILABLE
Textual Information(3)	PAN NOT AVILABLE

